


3C!

Phone: 919.553.4113 • Fax: 919.553.2581

Packaging

 Independent Carton Group


Structure: CC9595

File Name: P8800.04 Front

Date: 13 NOV 2019

Graphic Tech.: BP 3C-02

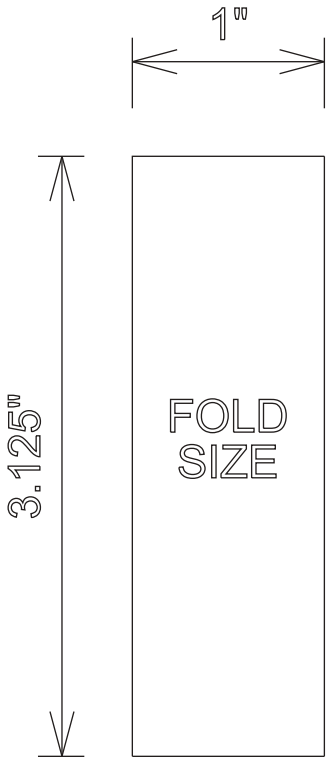
Die Line (does not print)



Black

Please check proof closely for accuracy of copy, color separations, spelling, special characters, and barcodes. Spot colors are not verified. Spot colors will be matched on press to customer approved L*A*B* value or Digital values from Pantone Library. Customer acknowledges that If permission has been given to 3C Packaging, Inc. (3C) to typeset, change, or otherwise alter the art file(s) referenced in this document or communication. 3C will make every effort to ensure any reproduction or changes in the art files are accurate and do not contain any misinformation, misspellings or errors. **However, it is the responsibility of Customer to review every proof for accuracy, misinformation, and misspellings. Customer acknowledges that any liability arising out of any inaccuracies, misinformation, misspellings or any other errors as a result of changes made by 3C to the art files are limited to the cost of the product that 3C provided to Customer.**

PRINTS HEAD TO HEAD



PROCTOCORT®


Hydrocortisone Cream USP, 1%

For external use only

Not for ophthalmic use

Rx only

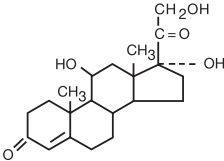
P8800.04



DESCRIPTION:

The topical corticosteroids constitute a class of primarily synthetic steroids used as anti-inflammatory and antipruritic agents. Hydrocortisone is a member of this class. Chemically hydrocortisone is pregn-4-ene-3, 20-dione, 11, 17, 21-trihydroxy-, (11β)-. Its molecular formula is C₂₁H₃₀O₅ and molecular weight is 362.47. Its structural formula is:

NON-TEAR GLUE



C₂₁H₃₀O₅

362.47

Each gram of Proctocort® (Hydrocortisone Cream USP), 1% contains 10 mg hydrocortisone USP in a cream base consisting of purified water, cetyl alcohol, glycerin, stearyl alcohol, propylene glycol, sodium lauryl sulfate, cetyl palmitate and sorbic acid.

CLINICAL PHARMACOLOGY

Topical corticosteroids share anti-inflammatory, antipruritic and vasoconstrictive actions.

The mechanism of anti-inflammatory activity of the topical corticosteroids is unclear. Various laboratory methods, including vasoconstrictor assays, are used to compare and predict potencies and/or clinical efficacies of the topical corticosteroids. There is some evidence to suggest that a recognizable correlation exists between vasoconstrictor potency and therapeutic efficacy in man.

Pharmacokinetics

The extent of percutaneous absorption of topical corticosteroids is determined by many factors including the vehicle, the integrity of the epidermal barrier, and the use of occlusive dressings.

Topical corticosteroids can be absorbed from normal intact skin. Inflammation and/or other disease processes in the skin increase percutaneous absorption. Occlusive dressings substantially increase the percutaneous absorption of topical corticosteroids. Thus, occlusive dressings may be a valuable therapeutic adjunct for treatment of resistant dermatoses. (see **DOSAGE AND ADMINISTRATION**).

Once absorbed through the skin, topical corticosteroids are handled through pharmacokinetic pathways similar to systemically administered corticosteroids. Corticosteroids are bound to plasma proteins in varying degrees. Corticosteroids are metabolized primarily in the liver and are then excreted by the kidneys. Some of the topical corticosteroids and their metabolites are also excreted into the bile.

INDICATIONS AND USAGE

Topical corticosteroids are indicated for the relief of the inflammatory and pruritic manifestations of corticosteroid-responsive dermatoses.

CONTRAINDICATIONS

Topical corticosteroids are contraindicated in those patients with a history of hypersensitivity to any of the components of the preparation.

PRECAUTIONS

General

Systemic absorption of topical corticosteroids has produced reversible hypothalamic-pituitary-adrenal (HPA) axis suppression, manifestations of Cushing's syndrome, hyperglycemia, and glucosuria in some patients. Conditions which augment systemic absorption include the application of the more potent steroids, use over large surface areas, prolonged use, and the addition of occlusive dressings.

Therefore, patients receiving a large dose of a potent topical steroid applied to a large surface area or under an occlusive dressing should be evaluated periodically for evidence of HPA axis suppression by using the urinary free cortisol and ACTH stimulation tests. If HPA axis suppression is noted, an attempt should be made to withdraw the drug, to reduce the frequency of application, or to substitute a less potent steroid.

Recovery of HPA axis function is generally prompt and complete upon discontinuation of the drug. Infrequently, signs and symptoms of steroid withdrawal may occur, requiring supplemental systemic corticosteroids.

Children may absorb proportionally larger amounts of topical corticosteroids and thus be more susceptible to systemic toxicity (see **PRECAUTIONS-Pediatric Use**).


If irritation develops, topical corticosteroids should be discontinued and appropriate therapy instituted.

In the presence of dermatological infections, the use of an appropriate antifungal or antibacterial agent should be instituted. If a favorable response does not occur promptly, the corticosteroid should be discontinued until the infection has been adequately controlled.

3C!

Phone: 919.553.4113 • Fax: 919.553.2581

Packaging

 Independent Carton Group


Structure: CC9595

File Name: P8800.04 Back

Date: 13 NOV 2019

Graphic Tech.: BP3C-02

Die Line (does not print)

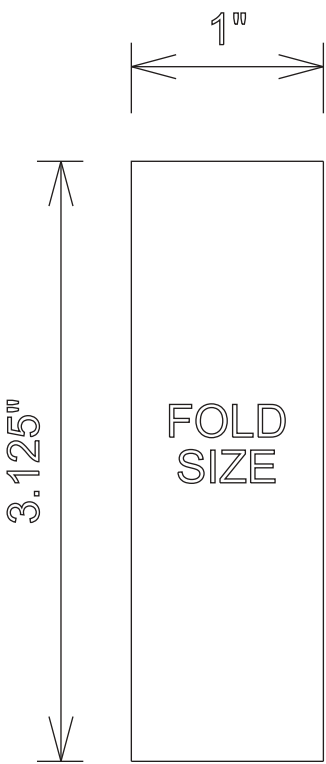


Black

Please check proof closely for accuracy of copy, color separations, spelling, special characters, and barcodes. Spot colors are not verified. Spot colors will be matched on press to customer approved L*A*B* value or Digital values from Pantone Library.

Customer acknowledges that If permission has been given to 3C Packaging, Inc. (3C) to typeset, change, or otherwise alter the art file(s) referenced in this document or communication. 3C will make every effort to ensure any reproduction or changes in the art files are accurate and do not contain any misinformation, misspellings or errors. **However, it is the responsibility of Customer to review every proof for accuracy, misinformation, and misspellings. Customer acknowledges that any liability arising out of any inaccuracies, misinformation, misspellings or any other errors as a result of changes made by 3C to the art files are limited to the cost of the product that 3C provided to Customer.**

PRINTS HEAD TO HEAD



3.125"

10.5"

Information for the Patient

Patients using topical corticosteroids should receive the following information and instructions:
1. This medication is to be used as directed by the physician. It is for external use only. Avoid contact with the eyes.
2. Patients should be advised not to use this medication for any disorder other than for which it was prescribed.
3. The treated skin area should not be bandaged or otherwise covered or wrapped as to be occlusive unless directed by the physician.
4. Patients should report any signs of local adverse reactions especially under occlusive dressing.
5. Parents of pediatric patients should be advised not to use tight-fitting diapers or plastic pants on a child being treated in the diaper area, as these garments may constitute occlusive dressings.

Laboratory Tests

The following tests may be helpful in evaluating the HPA axis suppression: Urinary free cortisol test; ACTH stimulation test.

Carcinogenesis, Mutagenesis, and Impairment of Fertility

Long-term animal studies have not been performed to evaluate the carcinogenic potential or the effect on fertility of topical corticosteroids.
Studies to determine mutagenicity with prednisolone and hydrocortisone have revealed negative results.

Pregnancy: Teratogenic effects - Pregnancy Category C

Corticosteroids are generally teratogenic in laboratory animals when administered systemically at relatively low dosage levels. The more potent corticosteroids have been shown to be teratogenic after dermal application in laboratory animals. There are no adequate and well-controlled studies in pregnant women on teratogenic effects from topically applied corticosteroids. Therefore, topical corticosteroids should be used during pregnancy only if the potential benefit justifies the potential risk to the fetus. Drugs of this class should not be used extensively on pregnant patients, in large amounts, or for prolonged periods of time.

Nursing Mothers

It is not known whether topical administration of corticosteroids could result in sufficient systemic absorption to produce detectable quantities in breast milk. Systemically administered corticosteroids are secreted into breast milk in quantities not likely to have a deleterious effect on the infant. Nevertheless, caution should be exercised when topical corticosteroids are administered to a nursing woman.

Pediatric Use

Pediatric patients may demonstrate greater susceptibility to topical corticosteroid-induced HPA axis suppression and Cushing's syndrome than mature patients because of a larger skin surface area to body weight ratio. Hypothalamic-pituitary-adrenal (HPA) axis suppression, Cushing's syndrome, and intracranial hypertension have been reported in pediatric patients receiving topical corticosteroids. Manifestations of adrenal suppression in pediatric patients include linear growth retardation, delayed weight gain, low plasma cortisol levels, and absence of response to ACTH stimulation. Manifestations of intracranial hypertension include bulging fontanelles, headaches, and bilateral papilledema. Administration of topical corticosteroids to pediatric patients should be limited to the least amount compatible with an effective therapeutic regimen. Chronic corticosteroid therapy may interfere with the growth and development of pediatric patients.

ADVERSE REACTIONS

The following local adverse reactions are reported infrequently with topical corticosteroids, but may occur more frequently with the use of occlusive dressings. These reactions are listed in an approximate decreasing order of occurrence: burning, itching, irritation, dryness, folliculitis, hypertrichosis, acneiform eruptions, hypopigmentation, perioral dermatitis, allergic contact dermatitis, maceration of the skin, secondary infection, skin atrophy, striae, and miliaria.

To report SUSPECTED ADVERSE REACTIONS, contact Salix Pharmaceuticals at 1-800-321-4576 or FDA at 1-800-FDA-1088 or www.fda.gov/medwatch.

OVERDOSAGE

Topically applied corticosteroids can be absorbed in sufficient amounts to produce systemic effects (see PRECAUTIONS).

DOSAGE AND ADMINISTRATION

Apply to the affected area as a thin film from two to four times daily depending on the severity of the condition.
Occlusive dressings may be used for the management of psoriasis or recalcitrant conditions. If an infection develops, the use of occlusive dressings should be discontinued and appropriate antimicrobial therapy instituted.

PACKAGING AND STORAGE:

Store at 20°-25°C (68°-77°F) [see USP Controlled Room Temperature].

HOW SUPPLIED:


Proctocort® (Hydrocortisone Cream USP), 1% is supplied in:
1 ounce (28.4 grams) tube NDC 65649-501-30

Distributed by:

Salix Pharmaceuticals, a division of Bausch Health US, LLC
Bridgewater, NJ 08807 USA

PROCTOCORT is a trademark of Salix Pharmaceuticals, Inc. or its affiliates.
© 2019 Salix Pharmaceuticals, Inc. or its affiliates

PRINTED IN USA
Revised: Oct 2019
P8800.04 9521701





3C! Packaging
QC
1000 CCC Drive
Clayton, NC 27520
U.S.A.



Barcode report

Item: P8800.04 Inspection: 1
:
Date: 11/13/2019 Time: 11:51:25 AM
Verifier: proofiler operator

Used parameter set:		PDF to PDF	
Software version:	3.4.5 (Build 39336)		
Barcode parameters:			
Required grade:	C	Regard traditional:	disabled

Result:			
Number of items:	OK: 1	Defective: 0	Count: 1
Barcode:	OK: 1	Defective: 0	Count: 1

Barcode:				
Item - Code		Type	Code	Grade
1 - 1	Template	Code 128	0004	OK
1 - 1	Sample	Code 128	0004	A - OK

Comment :

The item(s) depicted on the following page(s) of this report have been inspected using automatic inspection equipment.

Sign: _____



3C! Packaging
QC
1000 CCC Drive
Clayton, NC 27520
U.S.A.



Barcode report

Item: P8800.04 Inspection: 1
:
Date: 11/13/2019 Time: 11:54:39 AM
Verifier: proofiler operator

Used parameter set:		PDF to PDF	
Software version:	3.4.5 (Build 39336)		
Barcode parameters:			
Required grade:	C	Regard traditional:	disabled

Result:			
Number of items:	OK: 1	Defective: 0	Count: 1
Barcode:	OK: 1	Defective: 0	Count: 1

Barcode:				
Item - Code		Type	Code	Grade
1 - 1	Template	Code 128	0004	OK
1 - 1	Sample	Code 128	0004	A - OK

Comment :

The item(s) depicted on the following page(s) of this report have been inspected using automatic inspection equipment.

Sign: _____